

Smarter Spaces,  
Better Experience

# UWB Asset Tracking Tag


Technical Specifications



**GEOPLAN™**  
PASSION FOR LOCATION

# UWB Asset Tracking Tag

The TR100 is a compact and lightweight UWB tag designed for both asset and personal use. It can be attached to equipment or worn by workers on helmets, vests, neck straps, or wristbands. The tag includes an emergency button that sends an alert to managers and shares the user's real-time location, providing quick response and improved safety in critical situations.

	<b>System Specifications</b>	Main CPU : ARM Cortex-M4 Processor QPG6100
	<b>Connectivity</b>	UWB : SR040, 6.5GHz(CH5), 8GHz(CH9) Thread : QPG6100, 2.4GHz

<b>Power</b>	CR2450(Coin Battery), 600mA	
<b>Dimension &amp; Weight</b>	Height 41mm Width 13mm	Depth 41mm
<b>Environmental requirements</b>	Temperature -20°C to +60°C	Humidity: 5 ~ 90% RH
<b>Protection</b>	IP 53	
<b>Certification</b>	KC FCC, CE, IC, UKCA	
<b>Warranty</b>	1 Year	

Smarter Spaces, Better Experience

# Operating Instructions

All specifications subject to change without notice.

These are the representative instructions for TR100 and their features. Please contact the Customer Service for further information.

## How to Use

### Activation

- Press the button for 1-5 seconds (initial activation)
- A beep sound will indicate activation
- After initial activation, tag wakes on motion if it's asleep

### Alarm Cancel

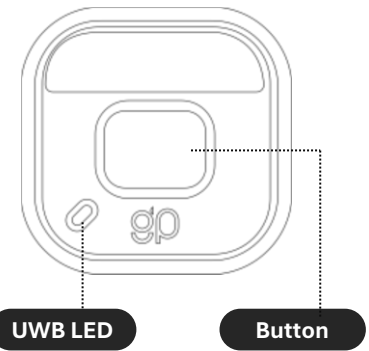
- Press the button twice quickly during activation to cancel the alarm.

### Factory Reset

- Press the button for more than 10 seconds
- This action will trigger the device to enter deep sleep mode







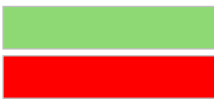
### Battery Check

- Press the button for 5-10 seconds
- This action will send the battery life to Geospace application



**NOTE.** Location data is visible for 5 seconds after a factory reset

## LED Operation Status

Operation Status	LED	LED Description
Error (Code Integrity Fall)		Red On
Error (Product Info Fall)		Red Blink / Green On
Emergency Alarm		Red
Firmware Update		Green On
DSP Update		Blue On
Factory Reset		On/off every 2s
Battery Check		Green (Battery 21%~) Red (Battery (~21%))
Activation		

Smarter Spaces, Better Experience

**GEOPLAN**<sup>TM</sup>  
PASSION FOR LOCATION

# Contact US

## Geoplan

---

# 622/623 SKV1, 142 LS-ro,  
Dongan-gu, Anyang, Korea  
[www.geoplan.kr](http://www.geoplan.kr)  
E [sales@geoplan.kr](mailto:sales@geoplan.kr)  
T +82 031-689-5541

## Geoplan Overseas Business Dept.

---

4F, Filipino Bldg., 135 Dela Rosa St.,  
Legazpi, Makati city, Philippines  
[www.geoplan.io](http://www.geoplan.io)  
E [business@geoplan.io](mailto:business@geoplan.io)  
T +82 031-689-5541



Smarter Spaces, Better Experience

**GEOPLAN**<sup>TM</sup>  
PASSION FOR LOCATION